



SESSION SEVEN

BEHIND LOCKED DOORS

BIG IDEA

JESUS COMES LOOKING FOR US,

especially when we are confused and afraid.

PREP *(Kids can help!)*

- Collect several keys, including the front door key, and put them in a bag (make sure there is one key for each person)
- Optional activity – cut out a copy of the butterfly shape in Appendix for each child, plus find a piece of string or pipe cleaner each

WHAT GOES IN THE BOX?

- Put everything into the Faith Box before you start



INTRO

Although Jesus had risen and was alive, the disciples didn't really understand what had happened. That night, sad, scared, and full of despair they were hiding behind locked doors. Jesus had died, and they didn't know what would happen next. When we feel sad and upset, it often feels the similar to fear. But the disciples didn't know that Jesus had a secret 'key' to find them and show them that a new life had begun for them.

- Take out the bag of keys. Hand it around and ask everyone to take one. Tell the children that one of the keys will unlock the front door.
- Try them out and see who has the one that unlocks the door. That person starts the next game. (Put the keys back in the bag for later.)

GAME

Sardines

This is another form of Hide 'n' Seek, where instead of everyone hiding except the 'seeker', only one child hides and everyone else does the 'seeking.'

- Choose the child who had the front door key. This person hides in a place that has room for everyone.
- Count to ten and then everyone else goes looking.

When a 'seeker' finds the hidden person, they secretly join them in the hiding place. The last one to find the growing group of hidden children is 'It' for the next round, if you want to play the game again.



Questions

- Are there some times that you feel like hiding from people or situations?
- What might you be hiding from?
- Why were the disciples hiding that day?

READ

Listen carefully and when you hear the bit about the disciples hiding, all the children find somewhere in the room to hide, and curl up very quietly. Then listen to the rest of the story...

(Parents – Make sure when the children hide that you read the story loudly enough for everyone to still hear.)

“ The disciples were afraid and hiding in an upstairs room with the doors locked. They thought that they could be arrested any minute. The high priests had told the soldiers guarding Jesus’ tomb to spread a lie – that the disciples had stolen Jesus’ body and hidden it. *(Children run and hide.)*

Even though the doors were locked and bolted, suddenly Jesus was standing there among them! The locked door didn’t stop him! Jesus didn’t have a key but he did have his new resurrected body.

At first the disciples were afraid. “Peace be with you,” he said and then showed them the wounds in his hands and his side. They were filled with joy when they saw the Lord! He breathed on them and said, “Receive the Holy Spirit.” He told them the Holy Spirit would help them to tell others about him and tell how their sins could be forgiven.

Thomas wasn’t there that night and didn’t believe that they had really seen Jesus. He thought they must have seen a ghost. He said he would only believe if he could actually touch Jesus’ scars himself.

But Jesus appeared to them again a few days later, and this time Thomas was there. Jesus told him, “Put your finger here, and look at my hands. Put your hand into the wound in my side. Don’t be faithless any longer. Believe!” Thomas was embarrassed and sorry that he hadn’t believed. He knew it really was Jesus and fell to his knees saying, “My Lord and my God!”

Then Jesus told him, “You believe because you have seen me. Blessed are those who believe without seeing.” ”

John 20:19-29 (paraphrase)



SESSION SEVEN

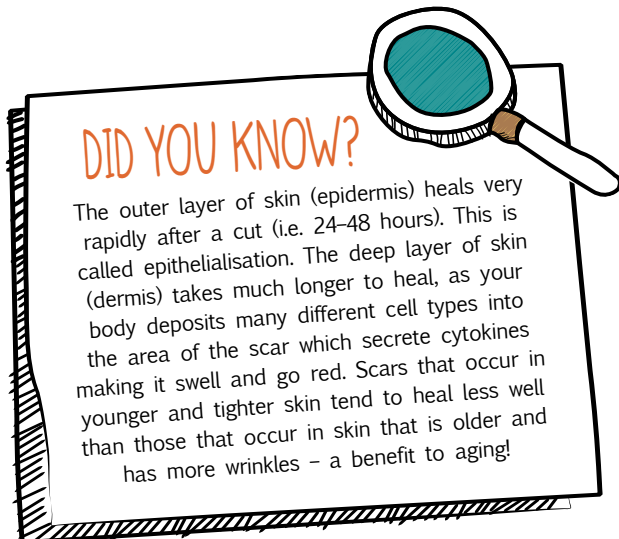
FAMILY TALK TIME

When we hide ourselves away, we might think no one can get close to us, but Jesus is always able to seek us out. In fact God is the best there is at 'Hide and Seek'!

- Now get everyone to take a turn showing any scars they have...

Questions

- Can you tell us what caused your scar? Scars often tell the story of things that have happened to us.
- What story did Jesus' scars tell?
- What two things did Jesus do to stop the disciples being so afraid?
 1. He greeted them with "peace be with you" which was like "giddyay" or "kia ora".
 2. He showed them his scars.



- Why do you think that showing them his scars would reassure his friends?

Jesus' scars showed his disciples that he was different now – that he had died and was now alive again in a completely new way.

This new way of living means he is always with us. Dying on the cross wasn't the end of the story. Jesus reassured the disciples that this new way of living means he is always with us. He told things were OK so they wouldn't be scared or hide anymore. He wanted them to be 'seekers' and 'finders' – sharing God's love with others.

When he breathed the Holy Spirit into them, it gave them power to bring God's forgiveness and healing to everyone.

Scars are never the last word.

Sometimes we get hurt on the inside and we don't have a scar to show for it – but it hurts just as much. Jesus wants us to be free from those scars too.

Remember that scars mean there has been healing and the wound is closed. A scar means things are changed and new now.

OPTIONAL ACTIVITY

Make a "Jesus" butterfly

- Hand out the cut-out butterfly shapes from the appendix, and have the children fold them back and forth (concertina) while you read the following.
- After the reading, tie the butterfly with a piece of string or pipe cleaner, and fan the 'wings' out.

When a caterpillar makes its cocoon it appears dead for a while, then it comes to life in a brand new way. After Jesus was crucified he was put in a tomb. His body was dead, but then he became alive in a new and different way.

“ NO ONE EVER TOLD ME THAT GRIEF FELT SO LIKE FEAR. ”

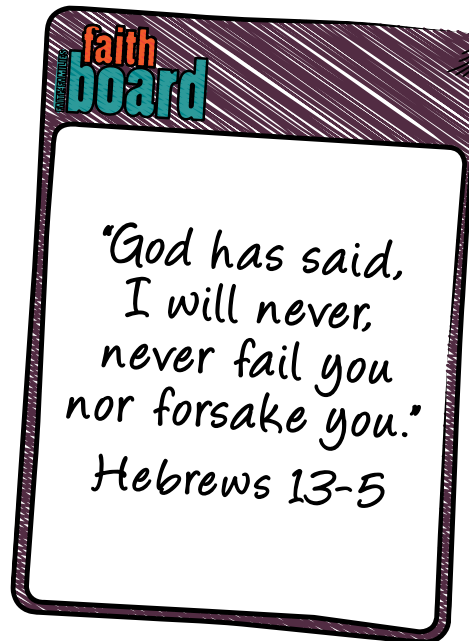
- C. S. LEWIS -

PRAY

- Take the bag of assorted keys from the Faith Box. Let each child pick a key from the bag.
- Then as everyone holds their key, each thank Jesus for dying on the cross, buying our forgiveness and opening the door to eternal life for us. Ask Jesus to help you share that forgiveness and peace with others.

LIVE

Pay extra attention this week to forgiveness; talk about it when it comes up. Remind each other how much Jesus did to forgive us, and practise giving forgiveness to others.




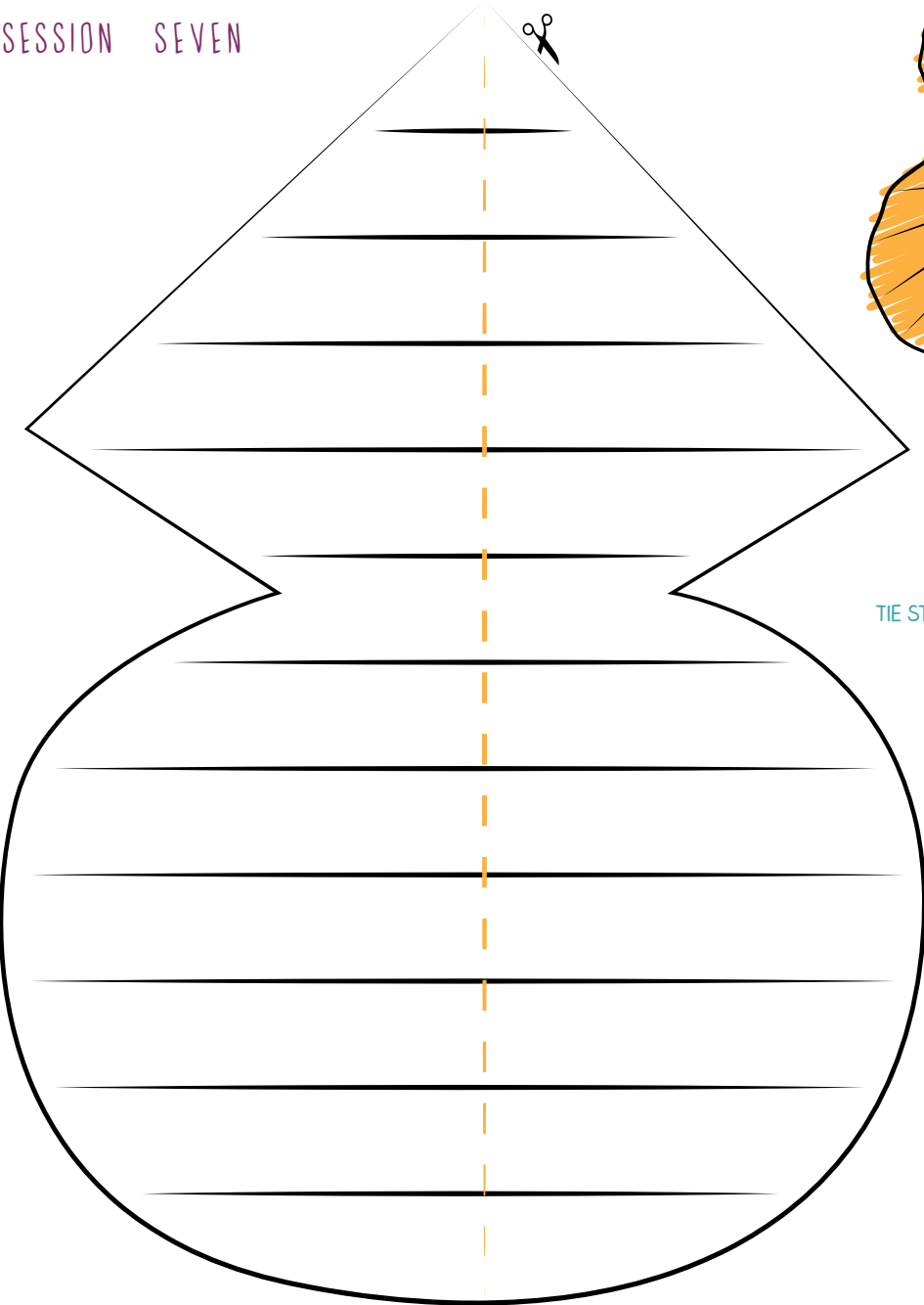
OTHER IDEAS

- Celebrating Christ's resurrection should be crazy, fun and memorable. It is the most alive, happy day of the year, and we want our kids to feel that. You could play Stuck in the Mud; talk about how we sometimes get stuck in places and Jesus wants to free us.
- Make face masks; as you wear them talk about the ways we try to hide ourselves from each other and from God.
- Plant seeds; take a look at the packet and remember that they are not lovely flowers yet. They first have to be planted and tended. That is like the Good News of Easter – we need to do something with it; to plant it in our lives and tend it. Then we know that good things will grow.

CHECK OUT WHAT YOU
NEED FOR NEXT SESSION...



SESSION SEVEN



CUT OUT SHAPE
FAN-FOLD ALONG THE SOLID LINES
TIE STRING/PIPE CLEANER AROUND DOTTED LINE